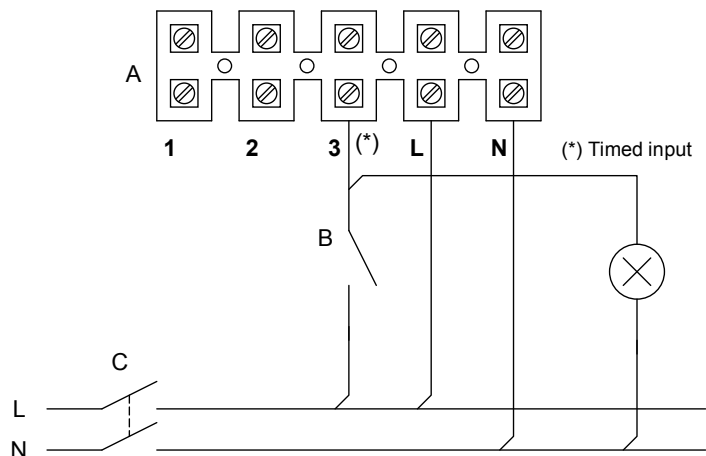
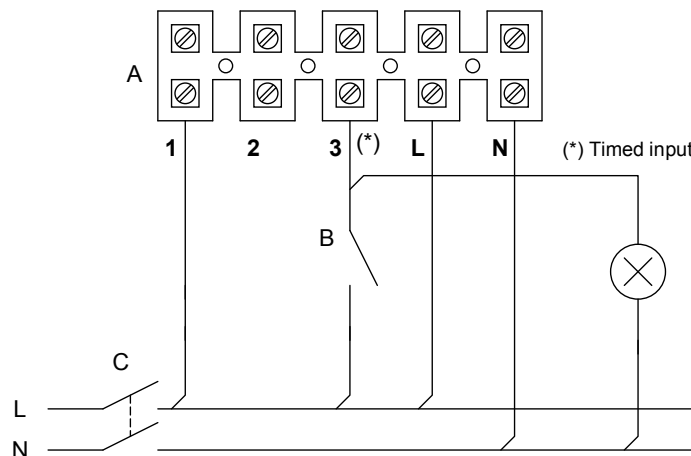


This drawing is property of VORTICE ELETTROSOCIALI S.p.A. Without the written permission of VORTICE ELETTROSOCIALI S.p.A. the drawing may not be used to construct the object represented, nor be shown to third parties or otherwise reproduced. VORTICE ELETTROSOCIALI S.p.A. will protect exclusivity rights under the law.

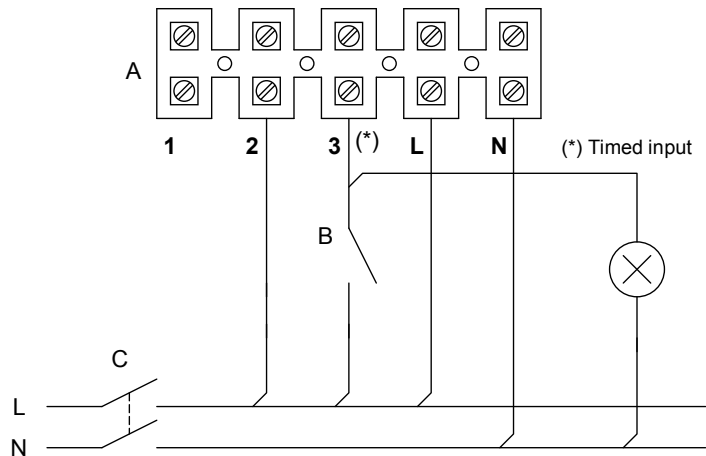
Trickle air flow rate = 5 l/s
Boost air flow rate = 16.5 l/s



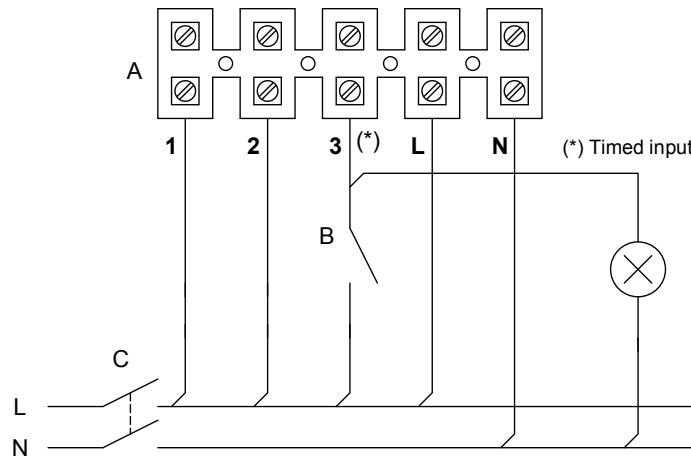
Trickle air flow rate = 8 l/s
Boost air flow rate = 16.5 l/s



Trickle air flow rate = 11 l/s
Boost air flow rate = 16.5 l/s



Trickle air flow rate = 13 l/s
Boost air flow rate = 16.5 l/s



- A Main terminal block
- 1 trickle selection input 1
- 2 trickle selection input 2
- 3 boost input
- B Room light switch
- C Main bipolar switch



Prima emiss. **23/04/2019**

Emiss. attuale **23/04/2019**

Dis. **RS/UT**

DESCRIZIONE
NINFO n. 398/19

VORT QUADRO dMEV
VORT QUADRO dMEV T-HCS
VORT QUADRO dMEV I
VORT QUADRO dMEV I T-HCS

Questo DISEGNO annulla e sostituisce
 tutti quelli precedentemente emessi

DISEGNO n.	E960532A
CODICE n.	9.993.000.532